

# Table - User Manual

## Introduction

*Table* is a plugin for Rhino 3D, designed to add the possibility to create, import or edit spreadsheets in your Rhino document.

## Plugin installation

The plugin installer can be downloaded at: <https://www.tomkod.com/product/tables/> A free trial is included, and yearly licenses can be purchased on the aforementioned page. *Table* works for both Rhino 5 and Rhino 6, but some features only exist in the Rhino 6 version.

Our *Table* plugin is also compatible with Yak, Rhino's new package manager. You can install it from the repository with the following command line:



```
C:\WINDOWS\system32\cmd.exe
C:\>"C:\Program Files\Rhino 6\System\Yak.exe" install table
Downloading Table (3.0.2)...
Downloaded Table (3.0.2)
Installing Table (3.0.2)...
Successfully installed Table (3.0.2)
C:\>
```

## License activation

The free evaluation can be used once per computer, and requires a network access to the following address: 51.254.220.203

The license activation requires network access to [www.tomkod.com](http://www.tomkod.com)

Please check your firewall in case of failure.


## Toolbar

The toolbars for Rhino are always included in your plugins installation directory, or can be downloaded [here](#). To install them, you just have to drag/drop the file "Tomkod.rui" to a rhino window.

# Features and commands

## TableAbout

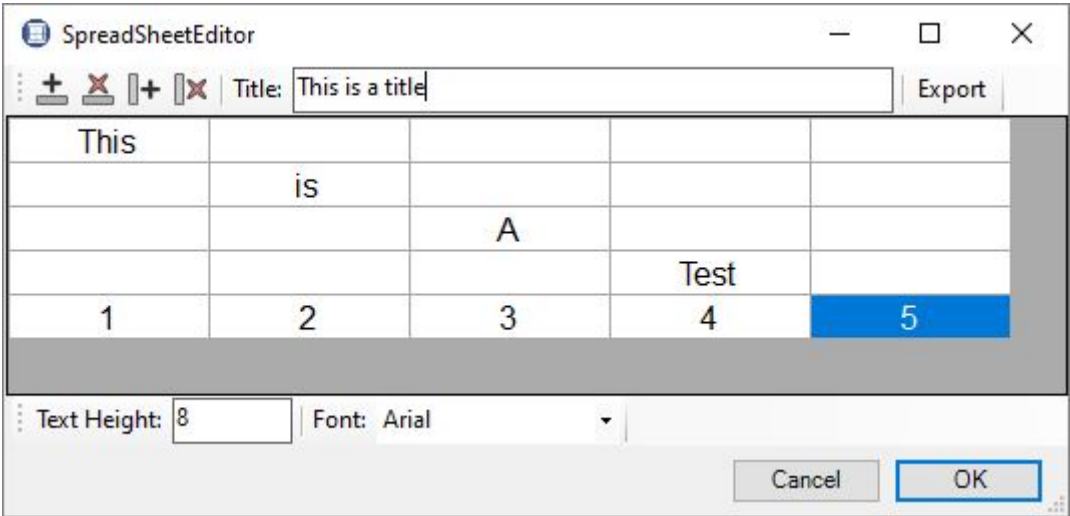
This command can be used only from the command line prompt. It displays the plugin's current revision and license status.

 TODO

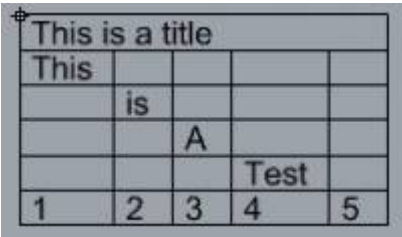
## TableCreate

### Walkthrough

The command **TableCreate** allows to create a new table directly from Rhino. At first it will show a basic spreadsheet editor:



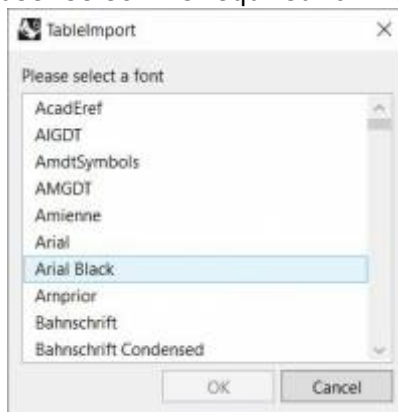
Afterward, the user will be able to pick the Table's insertion point, with a realtime preview. <sup>1)</sup>



## Options

TableLocation ( FontHeight=10 Corner=UpperLeft TitleRow=None Font=Arial )

- *FontHeight*: Takes a number for the text height.
- *Font*: Pops up a dialog to let the user select the required font family.



## TableEdit

The command **TableEdit** allows to edit a table created or imported with our plugin. It works exactly the same as the command [TableCreate](#), except that the user will be asked to select an existing table to edit.

The same spreadsheet editor and options are available.

## TableImport



TODO

## TablesReload



TODO

<sup>1)</sup>

In rhino5, the preview might not display the texts with the selected font

From:  
<https://wiki.tomkod.com/> - **TomKod knowledge base**

Permanent link:  
<https://wiki.tomkod.com/doku.php?id=start:plugins:table:table-usermanual&rev=1597398752>

Last update: **2020/08/14 11:52**

