

Table - User Manual

Introduction

Table is a plugin for Rhino 3D, designed to add the possibility to create, import or edit spreadsheets in your Rhino document.

Plugin installation

The plugin installer can be downloaded at: <https://www.tomkod.com/product/tables/> A free trial is included, and yearly licenses can be purchased on the aforementioned page. *Table* works for both Rhino 5 and Rhino 6, but some features only exist in the Rhino 6 version.

Our *Table* plugin is also compatible with Yak, Rhino's new package manager. You can install it from the repository with the following command line:



```
C:\WINDOWS\system32\cmd.exe
C:\>"C:\Program Files\Rhino 6\System\Yak.exe" install table
Downloading Table (3.0.2)...
Downloaded Table (3.0.2)
Installing Table (3.0.2)...
Successfully installed Table (3.0.2)
C:\>
```

License activation

The free evaluation can be used once per computer, and requires a network access to the following address: 51.254.220.203

The license activation requires network access to www.tomkod.com

Please check your firewall in case of failure.


Toolbar

The toolbars for Rhino are always included in your plugins installation directory, or can be downloaded [here](#). To install them, you just have to drag/drop the file "Tomkod.rui" to a rhino window.

Features and commands

TableAbout

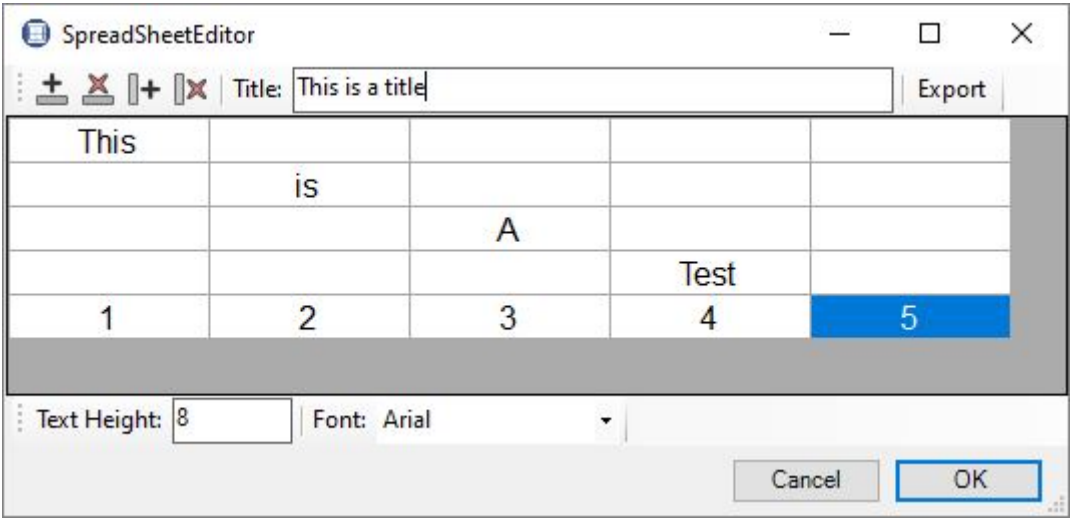
This command can be used only from the command line prompt. It displays the plugin's current revision and license status.

 TODO

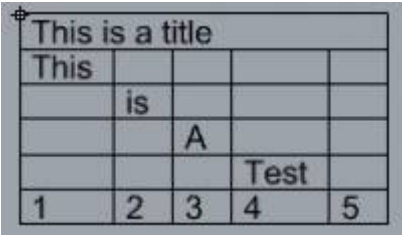
TableCreate

Walkthrough

The command **TableCreate** allows to create a new table directly from Rhino. At first it will show a basic spreadsheet editor:



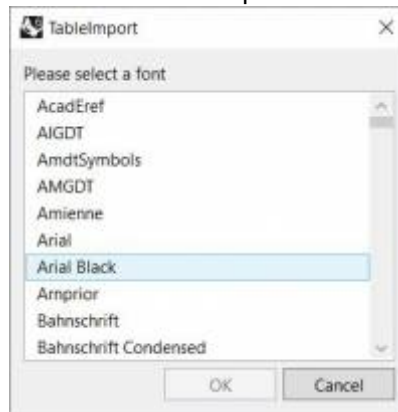
Afterward, the user will be able to pick the Table's insertion point, with a realtime preview.



Options

TableLocation (FontHeight=10 Corner=UpperLeft TitleRow=None Font=)

- *FontHeight*: Takes a number for the text height.
- *Font*: Pops up a dialog to let the user select the required font family.



TableEdit

Icon:



TODO

TableImport



TODO

TablesReload



TODO

From:
<https://wiki.tomkod.com/> - TomKod knowledge base

Permanent link:
<https://wiki.tomkod.com/doku.php?id=start:plugins:table:table-usermanual&rev=1597397761>

Last update: 2020/08/14 11:36

