

Attribute Analysis - User Manual

Introduction

Attribute Analysis is a plugin for Rhino 3D, designed to give you a fast Analysis of your Rhino model attributes.

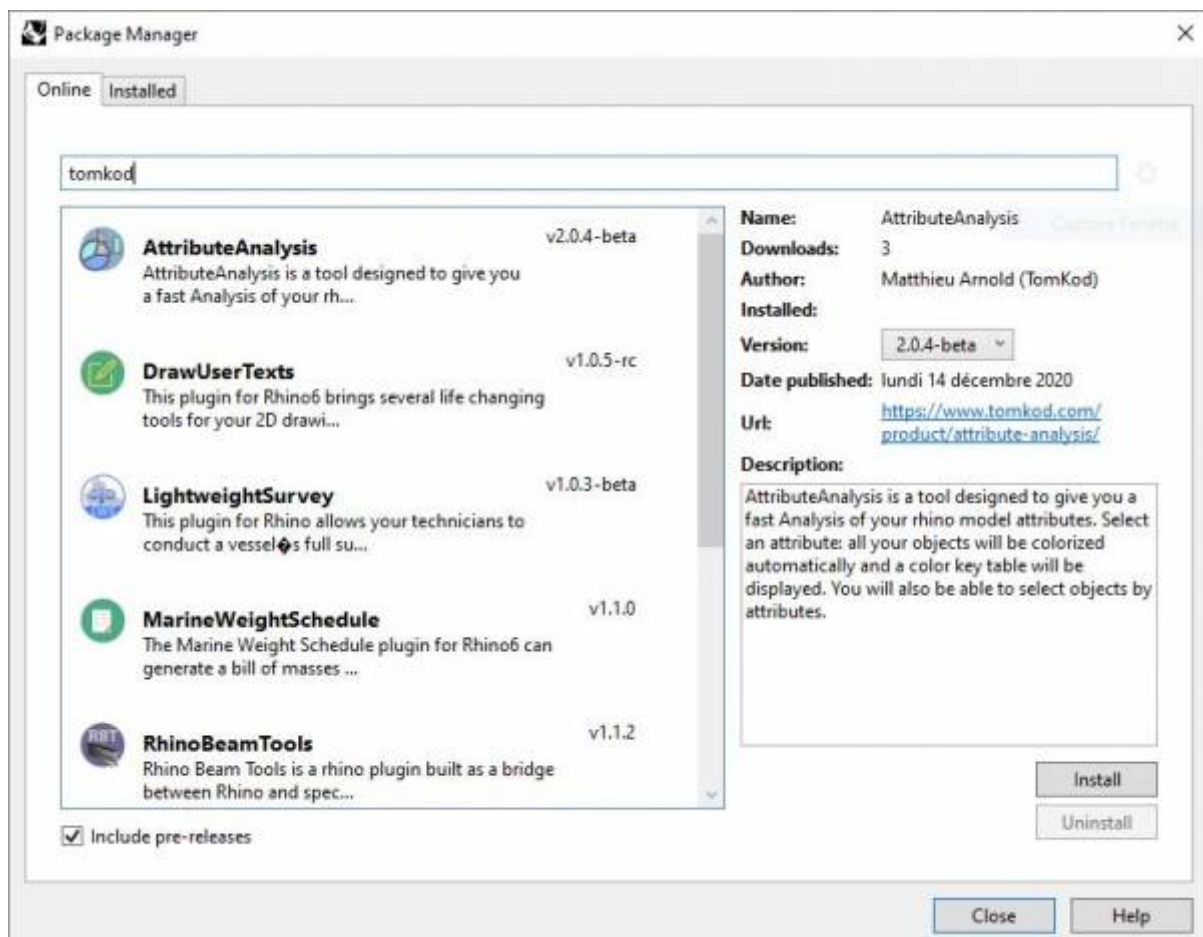
Plugin installation

Overview

The plugin installer can be downloaded at: <https://www.tomkod.com/product/attribute-analysis/>
A free trial is included, and yearly licenses can be purchased on the aforementioned page.
Attribute Analysis works for Rhino 5 ¹⁾, Rhino 6 ²⁾, Rhino7³⁾, and as a standalone software ⁴⁾.

Yak

Our plugins are also compatible with Yak, Rhino's new package manager ⁵⁾, which is basically an application store for Rhino. You just need to call Rhino's command **_PackageManager**:



You can also install from the repository with the following command line:

```
"D:\Program Files\Rhino 6\System\Yak.exe" install 'PluginName'
```

If you add this in a batch file (*.bat) at windows startup, it is probably the best way to keep all your plugins up-to-date 😊



```
C:\WINDOWS\system32\cmd.exe
C:\>"C:\Program Files\Rhino 6\System\Yak.exe" install PluginName
Downloading PluginName (X.X.X)...
Downloaded PluginName (X.X.X)
Installing PluginName (X.X.X)...
Successfully installed PluginName (X.X.X)
C:\>
```

License activation

Prerequisites

The free evaluation can be used once per computer, and requires network access to www.license.tomkod.com

The license activation requires network access to www.tomkod.com

Please check your firewall in case of failure.

Activation form

The activation window automatically shows up when the plugin is loading and a valid license or trial is not registered. If you want to see, change or remove your license while the plugin is already loaded, you can use the Rhino commands **PluginName_License**.

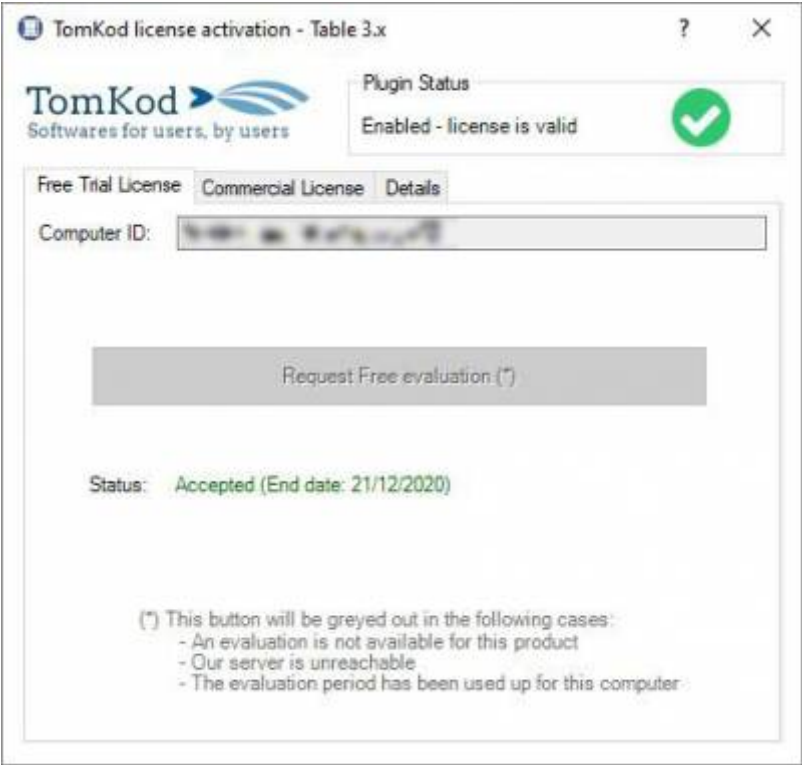
Activation status is always visible on the upper right corner of the form, if the icon is green your plugin will be enabled:



Trial Tab

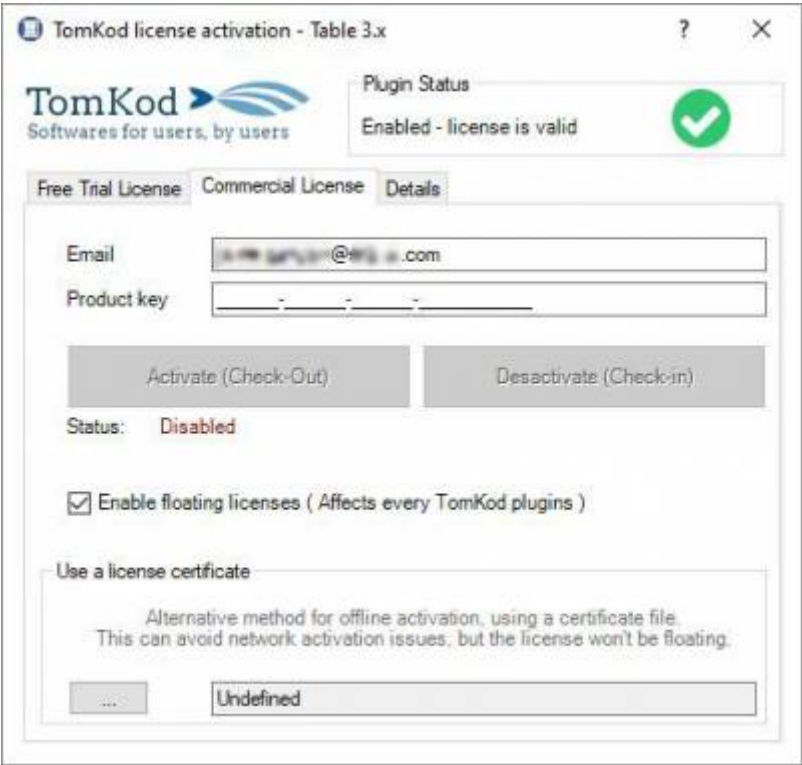
This first tab is dedicated to the trial requests. Your trial status is displayed, and the button is disabled if a trial is not available for your computer (Your trial has already been activated, or the server is

unreachable)



Commercial Tab

This tab's two main buttons let you Check-out (Activate) or Check-in (Desactivate) your license from our license server.



When the checkbox “Enable floating licenses” is checked, every TomKod's plugin will try to deactivate the license automatically when closing (Making it available for another of your computers)

Finally, a license certificate (*.TkLic) can be selected at the bottom of this tab. It allows to activate a

license offline, but the license won't be floating anymore. If you need one, contact us at <https://www.tomkod.com/contact/>

Toolbar

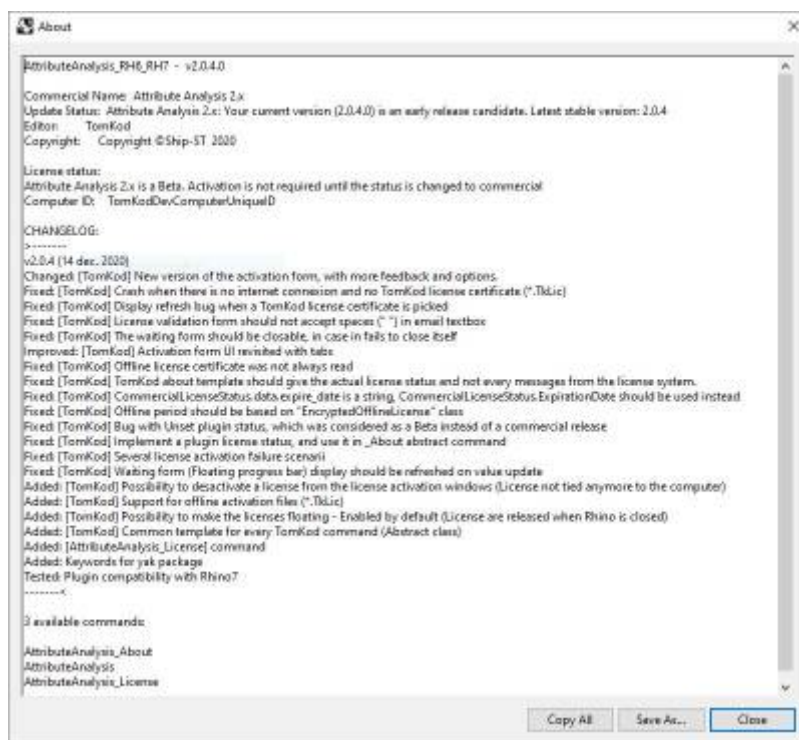
The toolbars for Rhino are always included in your plugins installation directory, or can be downloaded [here](#).

You just have to drag/drop the file "Tomkod.rui" to a rhino window to install them.

Rhino commands

AttributeAnalysis_About

This command can be used only from the command line prompt. It displays the plugin's current revision and license status, as well as the ChangeLog and the list of available commands.



AttributeAnalysis_License

This command can be used only from the command line prompt. It displays the plugin's activation form.

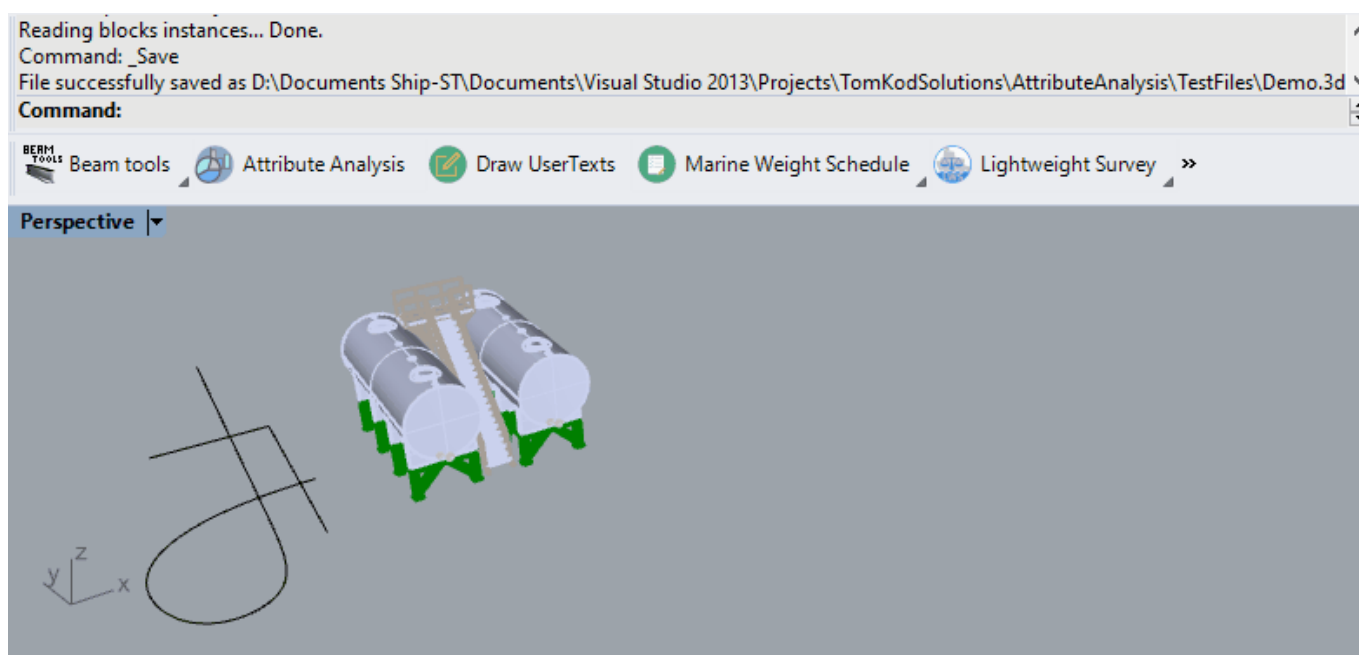
See [license_activation](#).

AttributeAnalysis

This command gives a fast analysis of the model's attributes. It is particularly usefull if you want to store the material statuses directly in the model. For example, a part could be marked as *"Draft"*, *"Validated"*, *"Ordered"*, *"Assembled"*, or *"Controlled"*

Walkthrough

1. Launch the command
2. Select an attribute⁶⁾ from the list (Doublic-click)
3. The **attribute analysis form** is shown and the model's objects are colored to match the keys. The stats are also added to the command line history.
4. When the form is closed, the command ends, but the object's selection remains.



Scripted mode

No scripted mode available for this command.

StandAlone mode



todo

Attribute Analysis Form



Add annotated capture

1)

Rhino 5.12 or later

2)

Rhino 6.15 or later

3)

Tested up to Rhino 7.1

4)

windows7 and later

5)

Rhino 6 or later only, with graphic user interface for Rhino7 only

6)

usertext

From:
<https://wiki.tomkod.com/> - **TomKod knowledge base**

Permanent link:
<https://wiki.tomkod.com/doku.php?id=start:plugins:attributeanalysis:attributeanalysis-usermanual&rev=1610374489>

Last update: **2021/01/11 15:14**

