

Attribute Analysis - User Manual

Introduction

Attribute Analysis is a plugin for Rhino 3D, designed to add the possibility to automatically insert texts based on the curves usertexts in your Rhino document.

Plugin installation

The plugin installer can be downloaded at: <https://www.tomkod.com/product/attribute-analysis/>
A free trial is included, and yearly licenses can be purchased on the aforementioned page.
Attribute Analysis works for Rhino 5 ¹⁾, Rhino 6 ²⁾ and as a standalone software ³⁾.

License activation

Prerequisites

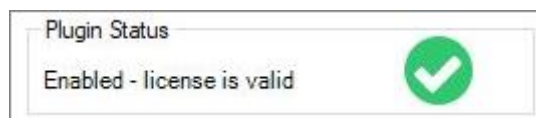
The free evaluation can be used once per computer, and requires network access to www.license.tomkod.com

The license activation requires network access to www.tomkod.com
Please check your firewall in case of failure.

Activation form

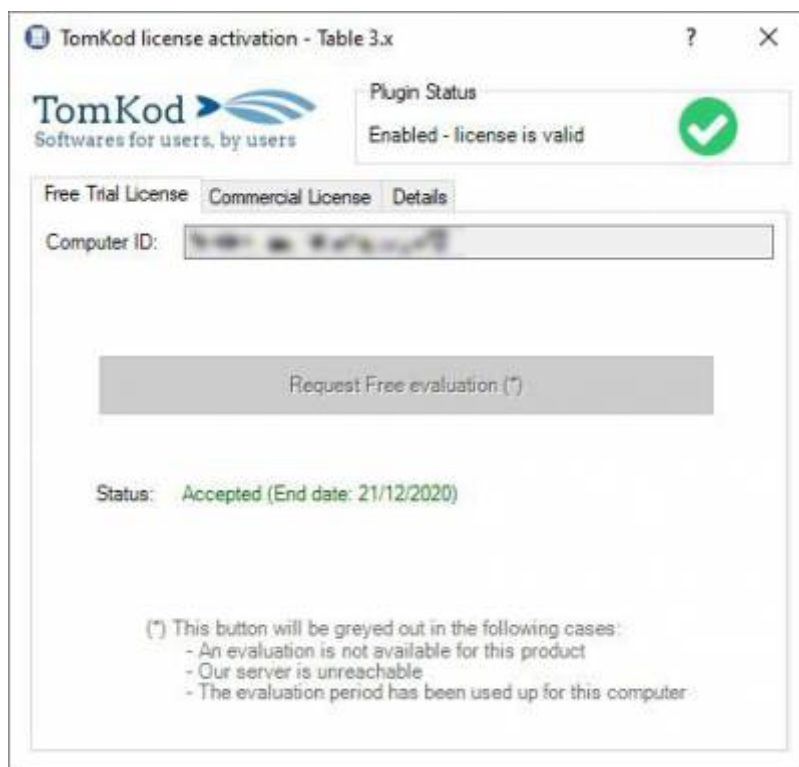
The activation window automatically shows up when the plugin is loading and a valid license or trial is not registered. If you want to see, change or remove your license while the plugin is already loaded, you can use the Rhino commands ***PluginName_License***.

Activation status is always visible on the upper right corner of the form, if the icon is green your plugin will be enabled:



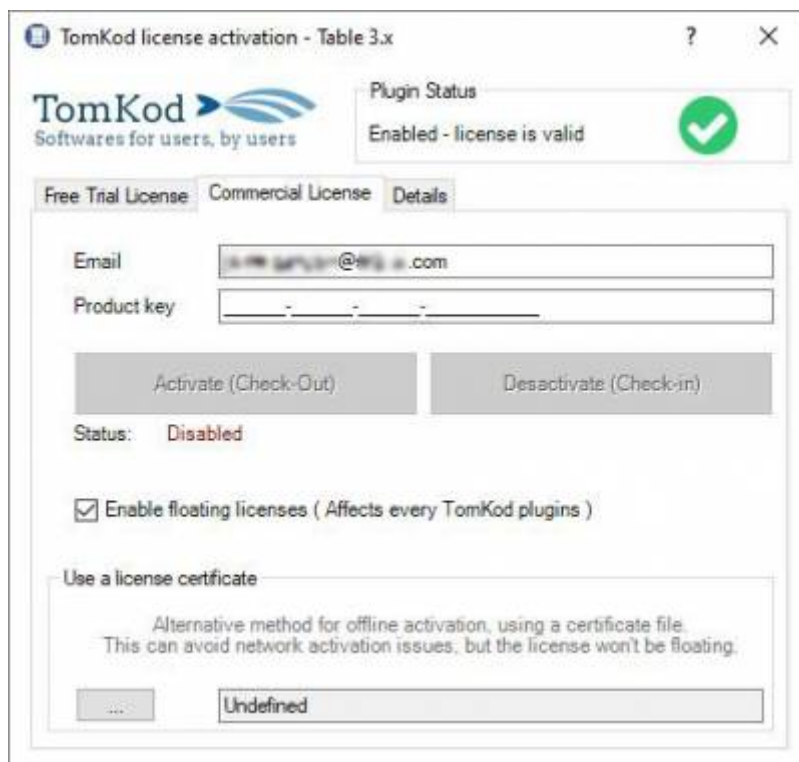
Trial Tab

This first tab is dedicated to the trial requests. Your trial status is displayed, and the button is disabled if a trial is not available for your computer (Your trial has already been activated, or the server is unreachable)



Commercial Tab

This tab's two main buttons let you Check-out (Activate) or Check-in (Desactivate) your license from our license server.



When the checkbox "Enable floating licenses" is checked, every TomKod's plugin will try to deactivate the license automatically when closing (Making it available for another of your computers)

Finally, a license certificate (*.TkLic) can be selected at the bottom of this tab. It allows to activate a

license offline, but the license won't be floating anymore. If you need one, contact us at <https://www.tomkod.com/contact/>

Toolbar

The toolbars for Rhino are always included in your plugins installation directory, or can be downloaded [here](#).

You just have to drag/drop the file “Tomkod.rui” to a rhino window to install them.

Features and commands

Command1



Todo

Command2

Walkthrough



Todo

Scripted mode



Todo

Options



Todo

¹⁾

Rhino 5.12 or later

²⁾

Rhino 6.15 or later

³⁾

windows7 and later

From:
<https://wiki.tomkod.com/> - **TomKod knowledge base**

Permanent link:
<https://wiki.tomkod.com/doku.php?id=start:plugins:attributeanalysis:attributeanalysis-usermanual&rev=1597416654>

Last update: **2020/08/14 16:50**

